



### Bercostat Rotary Rheostats

Range comprising of ten basic single frame size models for 12 to 1000 watt operation with ohmic values from  $1\Omega$  to  $10\Omega$

Options are available for graded windings, series and parallel operation, manual or motor drive, open or enclosed construction and with a selection of knobs, dials and pointers to suit all applications.

### Dimensions and Spindles

UNIT	A	B	C	D	E
L12	22	18	15	-	16
L25	40	36	25	-	25
L50	59	36	39	-	25
L100	79	44	47	-	28
L150	102	52	57	-	28
L225	127	54	76	22	28
L300	152	57	87	30	28
L500	203	54	110	38	28
L750	254	86	140	48	32
L1000	305	86	165	76	32

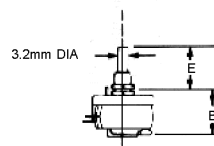
Dimension E gives the standard spindle length from mounting face.



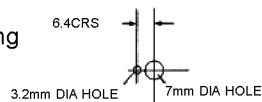
**CLAUDE LYONS**  
— IN CONTROL —

### Outline Dimensions

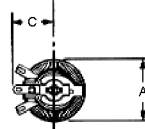
#### L12



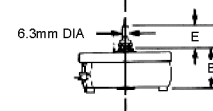
#### Panel Drilling



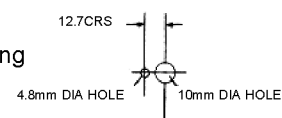
Standard Panel thickness  
6.3mm max



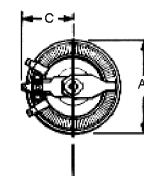
#### L25 / L50 / L100 / L150



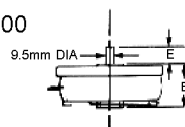
#### Panel Drilling



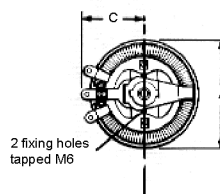
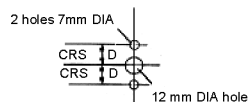
Standard Panel thickness  
6.3mm max



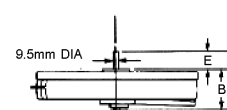
#### L225 / L300 / L500



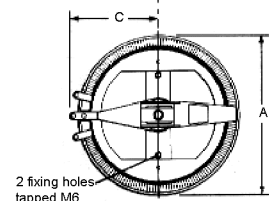
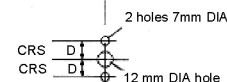
#### Panel Drilling



#### L750 / L1000



#### Panel Drilling





### Bercostat Rotary Rheostats

#### Temperature curves

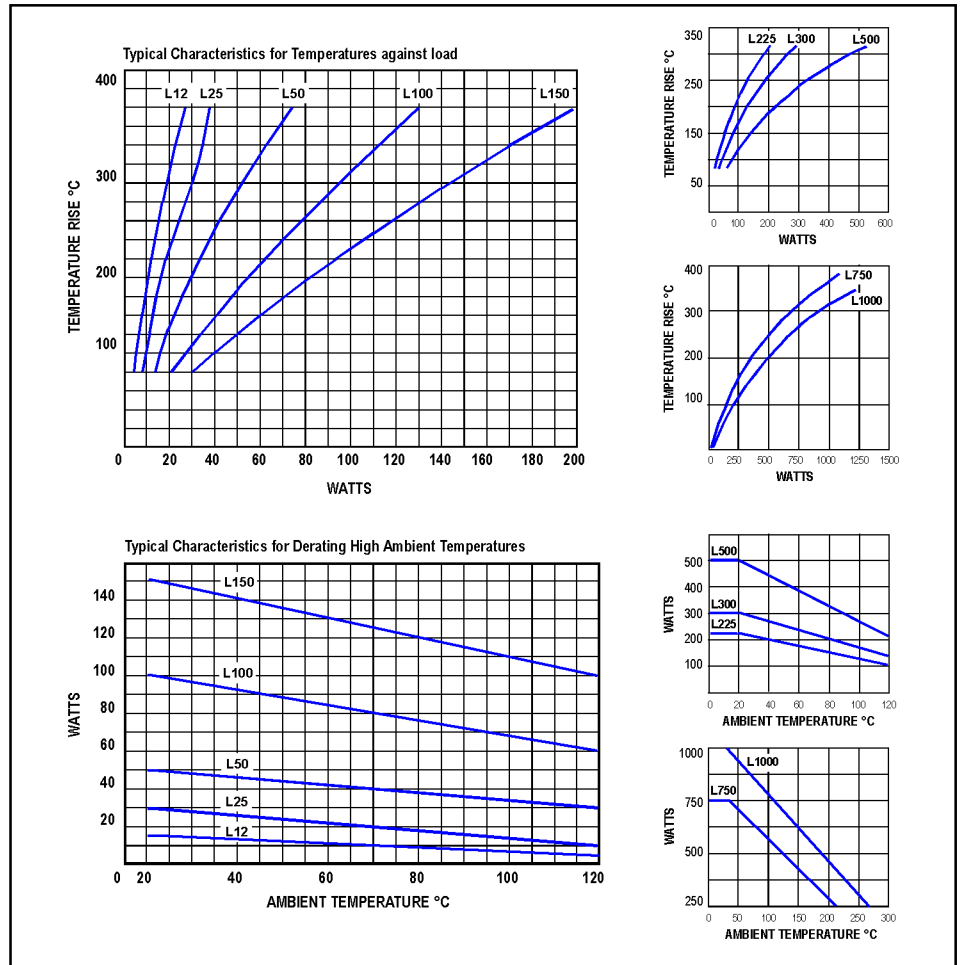
These curves show the temperature rise at the hottest point of 'Bercostats' against total dissipation over the entire former, when mounted with the shaft horizontal in free air, and terminals pointing downward.

In practice, owing to the reduction of current that occurs as the resistance in circuit is increased, the formers rarely have to dissipate the maximum designed power.

#### Derating for High Ambient Temperatures

These curves show the reduction in loading which must be applied to the standard range of 'Bercostats' operating in higher than normal ambient temperatures.

### Temperature curves



**CLAUDE LYONS**  
— IN CONTROL —